

Room  
Temperature  
Systems

# LPX500

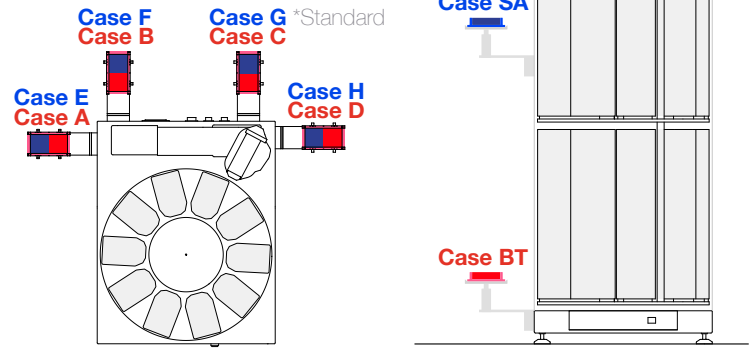
Plate  
Hotel

- Optimized for Large-Capacity Applications
- Available in Double Decker Configuration
- Four Different Orientations

**LiCotel**

# LPX500

The LPX440 is optimized for larger-capacity applications. The LPX500 offers high capacity while maintaining the same compact footprint as the LPX220. The LPX500 is ideal for high throughput labs with space constraints. The LPX500 can be integrated into four different orientations. One system makes left, right, back, and side access possible.



Basic Device	
LPX500	Order Nr. 9144 10 80

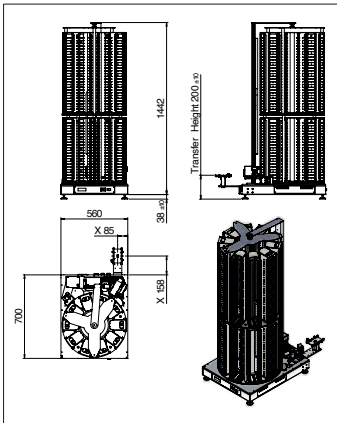
Options	
Transfer Station Location Case A	Order Nr. 9144 00 88
Transfer Station Location Case B	9144 02 01
Transfer Station Location Case C	9144 00 94
Transfer Station Location Case D	9144 02 03
Transfer Station Location Case E	9144 02 04
Transfer Station Location Case F	9144 02 05
Transfer Station Location Case G (Standard)	
Transfer Station Location Case H	9144 02 07
Bar Code Reader option	9122 06 03
Plate Presence Sensor	9121 00 62
Plate overweight kit supports labware weight 300g up to 800g	9118 13 83
iMotion access speeds for time critical applications	9118 35 72
Linear Shaker	9144 00 60
Housing 1/2 Cover	9144 00 57
Cover Protection with integrated Door for manual access	9144 00 58
Bi-Level carousel platform	9122 05 04
Clear Access Door	9144 12 53

The newly developed handling with higher speed is used in the LPX500. The LPX500 with 500 MTP capacity makes it perfectly suitable for large integrations. Its compact size and high capacity makes it also ideal for mixed plate applications. Various options and accessories are available. For details, please refer to [www.liconic.com](http://www.liconic.com).

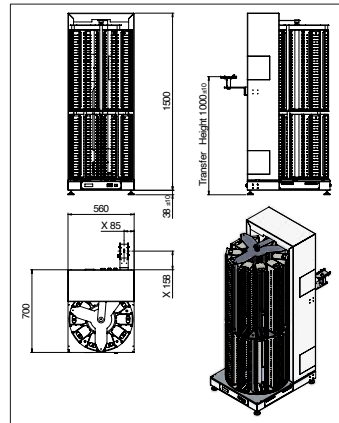
For comfortable operation, the LPX500 is available in Double Decker configuration, having two carousel decks with two times ten standard 540mm cassettes resulting in 500 MTP capacity.

Accessories	
Standard MTP cassette, 28 levels, pitch=23mm	Order Nr. 9132 06 16
Deep-well cassette, 13 levels, pitch=50mm	9132 06 17
Custom Size cassette, nn levels, mm pitch (specify plate height)	9132 06 12
MTP cassette, 28 levels, pitch=23mm, all stainless steel	9132 06 13
Deep-well cassette, 13 levels, pitch=50mm, all stainless steel	9134 18 10
Custom Size cassette, nn levels, mm pitch, all stainless steel	9134 08 83
Standard MTP cassette, 22 levels, pitch=23mm	9111 05 00
Deep-well cassette, 10 levels, pitch=50mm	9111 05 42
Custom Size cassette, nn levels, mm pitch (specify plate height)	9118 12 31
MTP cassette, 22 levels, pitch=23mm, all stainless steel	9118 12 26
Deep-well cassette, 10 levels, pitch=50mm, all stainless steel	9118 12 27
Custom Size cassette, nn levels, mm pitch, all stainless steel	9118 12 33
Standard Transfer Station with integrated plate detection sensor	9118 02 75
90 degree turn station, rotates plate from portrait to landscape	9111 11 21
Swap transfer station with plate buffer function	9118 11 00
Slide transfer station for extended transfer reach motor up (170mm)	9111 12 28
Slide transfer station for extended transfer reach (300mm)	9111 07 81
Slide transfer station custom size (specify transfer reach 300 - 1000mm)	9118 12 30

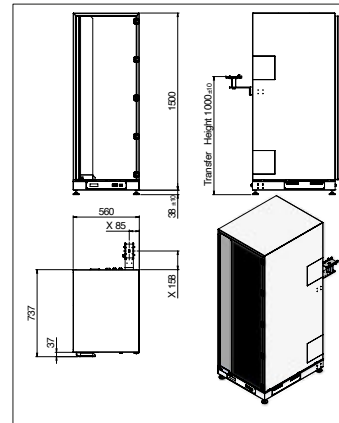
## Dimensions



x Position varies depending on handling adjustment within chamber



x Position varies depending on handling adjustment within chamber



x Position varies depending on handling adjustment within chamber

## Capacity

Plate Type	Plate Height	Bi-Level Carousel	Single level carousel
NTP	5 mm	1030	1130
	11 mm	680	730
1536	12 mm	630	690
	17 mm	500	540
MTP	22 mm	410	440
	23 mm	390	430
	24 mm	380	410
	27 mm	340	370
DWP	44 mm	230	250
	53 mm	180	210
DiTi200	66 mm	160	170
DiTi1000	104 mm	100	110

