


Title:	Wiring Splitting Power Supply	ID:	
		0094	
Date in:	Response:	Model:	Author:
2009-03-10	2009-03-10		RKi

Wiring Splitting Power Supply


Remove red wire (AWG16) between power supply +V and S1.10.5

Wire on power supply



Preparing new wire


- 1x Wire AWG 24 red, length 150mm
- 1x MATE-N-LOK pin
- 1x D-Sub crimp contact female



Add new wire between C103.5 and S1.10.5



C103 on controller card
Pin 5



AMP 12-pole
S1.10.5